

Sketch Scenario #1

Overview Page:

This is a description of the players involved in the project, their responsibilities, and the basic functions they would need:

- Julie
- Julie's Assistant
- Photo
- Layout
- Copy Edit
- Line Edit
- PR
- Marketing

Page #1:

This is the initial walk-through sketch of what would be happening in the system. This includes:

- Figuring out who would be in office, and who would be outside the office
- Sketching out basic dialogue boxes within the system
- Developing a task list

Julie's Task List:

- Example: Create a Task
 - Sign In -> Create a New Folder -> Open Tasks -> Create a New Task -> <<Dialogue Box: Name/Assigned to/Location/Due Date/Doc Type>>
- Example: Organize a Document
 - Sign In -> Drag a document from the desktop into a folder -> <<Dialogue Box: Share with: <<pop up of all those in the folder>>; Dialogue Box: Create a Task <<pop up from Create a Task">

Other Tasks on the page include:

- PR Tasks and Marketing Tasks: These have a shared component to them
- Editing Tasks
- Layout Tasks
- Photo Tasks

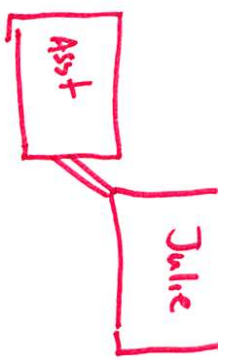
Page #2:

This is an overview of how the system would work when Julie does "Create a Task." The dialogue box opens, and she can assign a task to one of the five areas of her team (Photo is not shown on this diagram) which would then trigger the creation of a document within the Folder system of that task/person.

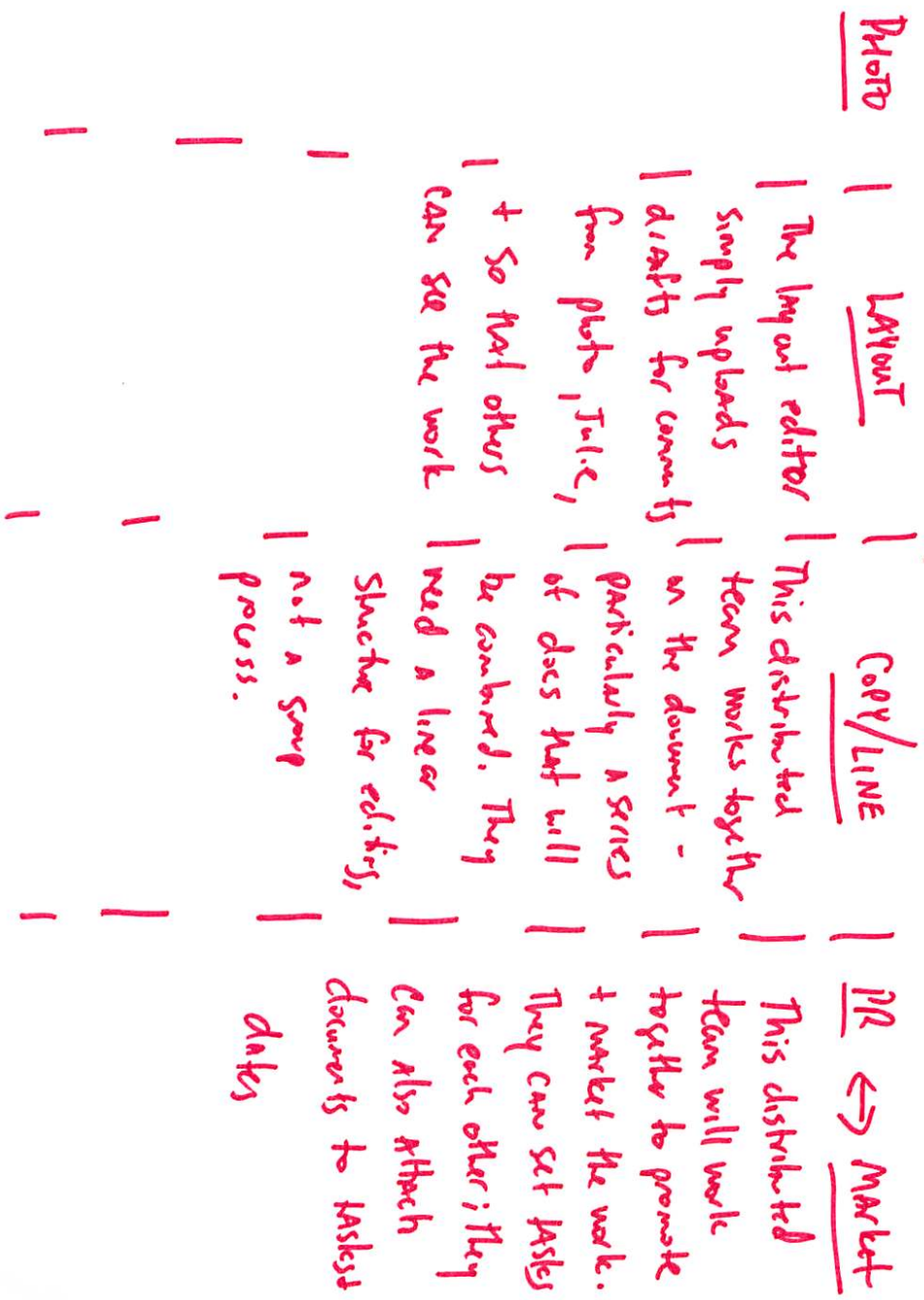
Page #3 + 4:

This is the overview of how the system would work from Sign In through the creation of an EDIT document within the system


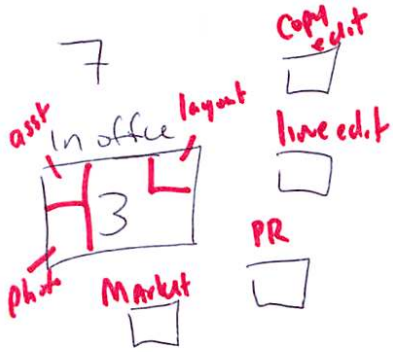
All of these people
are located within
one office



All 4 of these
folks work in different
locations



#1



book editor
in charge
of Prod Dev,
manages editorial

- team
- marketing
- PR

draft
dialogue boxes

#1 ⇒ share with
[when] [opened]
#2 ⇒ when saved =
[SAVE TO...]

Tasks: Julie
open tasks → create a task ⇒ editable by all

task list, Assigned to the person

PR Task: ⇒ document opened

list of tasks

- press releases ⇒ sent by all ⇒ edits by Julie
- images, shared by photo
- author sheet - excel sheet

books Task: ⇒ sub manuscript ⇒ versioned editing = line edit
↓
copy edit

photo ↓ design = Julie

Market Task: ⇒ excel sheet ⇒ marketing buy sheet ⇒ information pattern, viewed

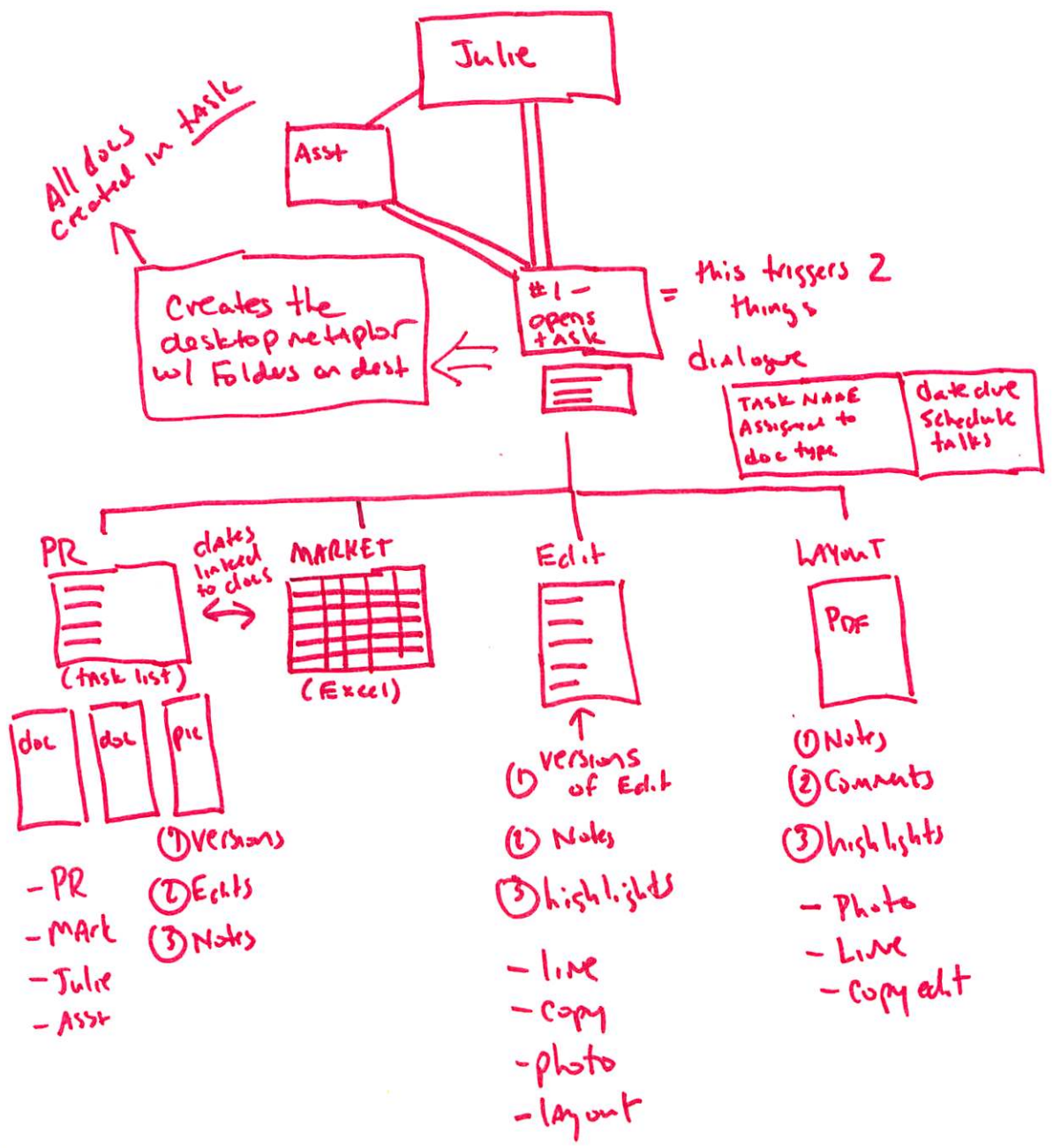
* linked dates w/ PR in order to facilitate PR + Marketing

Layout Task: ⇒ uploads from the designer ⇒ edits from photo, line edits, copy

Task:

#2

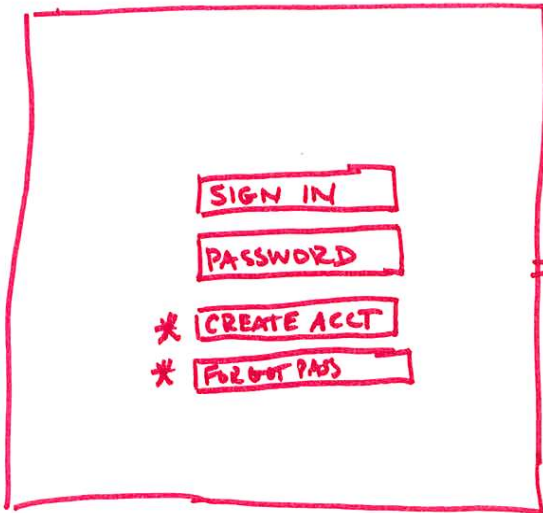
System #1



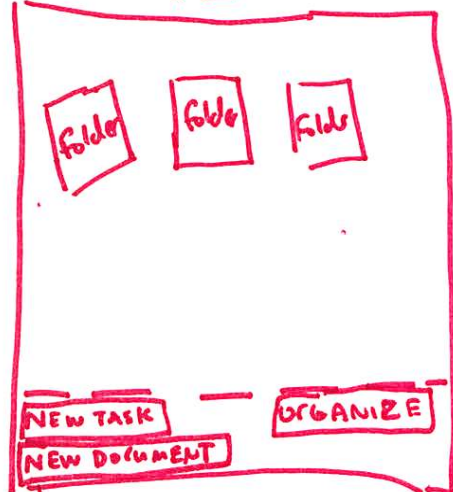
#3

Julie's Desk-top Metaphor

#1



#2

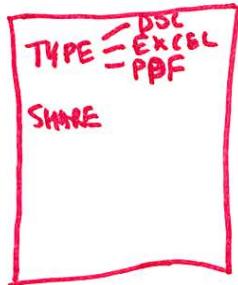


dialogue boxes

NEW TASK



NEW DOCUMENT




ORGANIZE



4

#3 (CLICK INTO FOLDER)

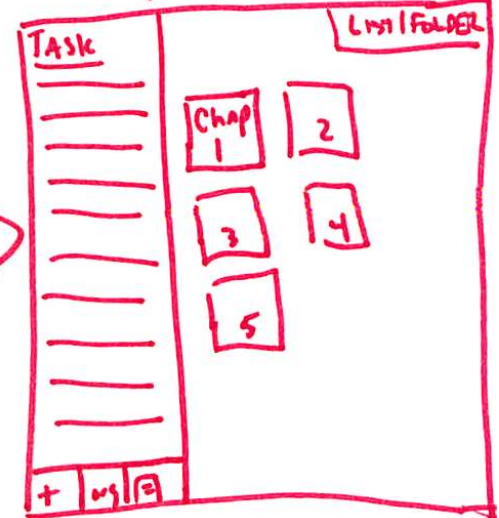
< JULIE'S DESKTOP >



* the folder view will either be
 A document/image or a list
 * the task list launches a task
 on the system of the LEAD in the
 dialog box

#4

< EDIT >



* docs

⇓
#5



document view

* the document
 should have 2
 settings
 * group edit
 * single / lock /
 share
 This is for either
 open editing or
 linear editing